



BC&C

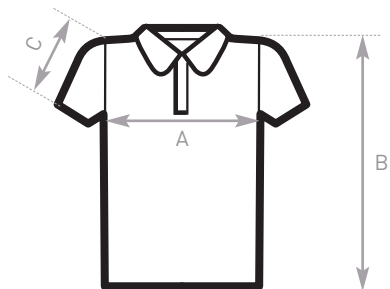
COLLECTION

sizes specifications

Polo shirts 2009

CATIONS BC&C 2009 SIZES SPECIFICATIONS BC&C 2009 SIZES SPECIFICATIONS BC&C 2009 SIZES SPECIFICATIONS BC&C

the Safran range

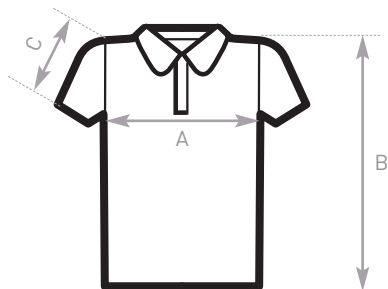


SIZES

Safran range	XS	S	M	L	XL	XXL	XXXL
B&C Safran Pure /women → PW 455							
A HALF CHEST	40,5	43	45,5	48	50,5	53	
B BODY LENGTH	56,5	58	59,5	61	62,5	64	
C SLEEVE LENGTH	15	15,5	16	16,5	17	17,5	
B&C Safran → PU 409							
A HALF CHEST		50	53,5	57	60,5	64	67,5
B BODY LENGTH		70,5	73	75,5	78	80,5	83
C SLEEVE LENGTH		23,5	24	24,5	25	25,5	26
B&C Safran Pure LSL/w. → PW 456							
A HALF CHEST	40,5	43,5	46,5	49,5	52,5	55,5	
B BODY LENGTH	58	60	62	64	66	68	
C SLEEVE LENGTH	58	59	60	61	62	63	
B&C Safran LSL → PU 414							
A HALF CHEST		50	53,5	57	60,5	64	67,5
B BODY LENGTH		70,5	73	75,5	78	80,5	83
C SLEEVE LENGTH		64	65	66	67	68	69
B&C Safran Sport → PU 413							
A HALF CHEST		50	53,5	57	60,5	64	
B BODY LENGTH		70,5	73	75,5	78	80,5	
C SLEEVE LENGTH		23,5	24	24,5	25	25,5	
B&C Safran Pocket → PU 415							
A HALF CHEST			53,5	57	60,5	64	
B BODY LENGTH			73	75,5	78	80,5	
C SLEEVE LENGTH			24	24,5	25	25,5	

the Safran range

the Heavymill range the Fashionable range

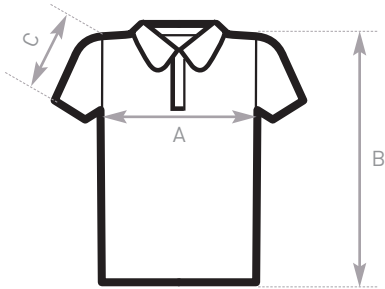


SIZES

Heavymill range	XS	S	M	L	XL	XXL	XXXL
B&C Heavymill /women →PW 460							
A HALF CHEST	39,5	42,5	45,5	48,5	51,5	54,5	
B BODY LENGTH	58	60	62	64	66	68	
C SLEEVE LENGTH	13,3	14,3	15,3	16,3	17,3	18,3	
B&C Heavymill →PU 422							
A HALF CHEST		50	53,5	57	60,5	64	67,5
B BODY LENGTH		70,5	73	75,5	78	80,5	83
C SLEEVE LENGTH		23,5	24	24,5	25	25,5	26
B&C Heavymill LSL →PU 423							
A HALF CHEST		50	53,5	57	60,5	64	
B BODY LENGTH		70,5	73	75,5	78	80,5	
C SLEEVE LENGTH		64	65	66	67	68	
B&C Cayenne →PU 401							
A HALF CHEST		50	53,5	57	60,5	64	
B BODY LENGTH		70,5	73	75,5	78	80,5	
C SLEEVE LENGTH		23,5	24	24,5	25	25,5	
B&C Rugby →PU 498							
A HALF CHEST			55	58	61	64	
B BODY LENGTH			71	73	75	77	
C SLEEVE LENGTH			64,5	65,5	66,5	67,5	
Fashionable range							
B&C Cinnamon /men →PM 471							
A HALF CHEST		50	53	56	59	62	
B BODY LENGTH		69	71	73	75	77	
C SLEEVE LENGTH		18,5	19,5	20,5	21,5	22,5	

the Heavymill range
 the Fashionable range

polo shirt Kids



SIZES

polo shirt Kids	5/6	7/8	9/11	12/14
B&C Safran /Kids → PK 486				
A HALF CHEST	37	40	43	46
B BODY LENGTH	49	52	57	62
C SLEEVE LENGTH	18	19	20	21

polo shirt Kids